

WEATHERPROOF SOFT LED PANELS **VELVET 1** LIGHT

Rainproof **VELVET LIGHT 1 & 2** are the most rugged portable lights designed to instantly setup & adjust using shock resistant buttons



VELVET NATURAL SOFT LIGHT


Incredibly soft and wraparound VELVET quality light to easily get beauty shots and natural portraits

QUICK SET UP

User friendly digital display with shock-resistant buttons. Yoke with ergonomic just one hand tilt lock knob.



STUDIO SERIES ADVANTAGES **VELVET 1&2** LIGHT LIGHT



ADVANCED DMX MASTER/SLAVE

DMX remote control even without a controller! With the Master-Slave function you can link several units and operate without a console. The Master will be the controller for the other units.

BI-DIRECTIONAL DMX RDM

The perfect solution on Studio simplifying the assignment and channel addressing of every fixture.



THE VELVET TOUCH

VELVET Light is the all-rounder for every shooting on location or studio. Strong, thin and versatile. VELVET can be powered with any battery or AC worldwide. VELVET panels are designed to be easily rigged and instantly adjusted to match any ambient light and to produce a natural light effect.



VELVET Light Series

TECHNICAL SPECIFICATIONS

Light 1	Light 1 STUDIO	Light 2	Light 2 STUDIO	Light 4	Light 2x2	Light 2x2 STUDIO
WEATHERPROOF IP54	DUSTPROOF	WEATHERPROOF IP54	DUSTPROOF	DUSTPROOF	WEATHERPROOF IP54	DUSTPROOF
DIMENSIONS 370 x 308 x 68 mm 14.5 x 12 x 2.7 inches WEIGHT 3.5 Kg / 7.7 lbs	DIMENSIONS 370 x 308 x 68 mm 14.5 x 12 x 2.7 inches WEIGHT 3.5 Kg / 7.7 lbs	DIMENSIONS 670 x 308 x 68 mm 26 x 12 x 2.7 inches WEIGHT 6 Kg / 13.2 lbs	DIMENSIONS 670 x 308 x 68 mm 26 x 12 x 2.7 inches WEIGHT 6 Kg / 13.2 lbs	DIMENSIONS 1250 x 308 x 68 mm 49 x 12 x 2.7 inches WEIGHT 11 Kg / 24 lbs	DIMENSIONS 670 x 620 x 68 mm 26 x 24.5 x 2.7 inches WEIGHT 12 Kg / 26.5 lbs	DIMENSIONS 670 x 620 x 68 mm 26 x 24.5 x 2.7 inches WEIGHT 12 Kg / 26.5 lbs
POWER DRAW 75W 0.68 Amps at 110 VDC 0.32 Amps at 230 VAC	POWER DRAW 75W 0.68 Amps at 110 VDC 0.32 Amps at 230 VAC	POWER DRAW 150W 1.36 Amps at 110 VDC 0.65 Amps at 230 VAC	POWER DRAW 150W 1.36 Amps at 110 VDC 0.65 Amps at 230 VAC	POWER DRAW 290W 2.63 Amps at 110 VDC 1.26 Amps at 230 VAC	POWER DRAW 290W 2.63 Amps at 110 VDC 1.26 Amps at 230 VAC	POWER DRAW 290W 2.63 Amps at 110 VDC 1.26 Amps at 230 VAC
POWER SUPPLY 12-35 VDC XLR3 90-264 VAC 50/60Hz	POWER SUPPLY 12-35 VDC XLR3 90-264 VAC 50/60Hz	POWER SUPPLY 24-35 VDC XLR3 90-264 VAC 50/60Hz	POWER SUPPLY 24-35 VDC XLR3 90-264 VAC 50/60Hz	POWER SUPPLY 26-28 VDC XLR3 90-264 VAC 50/60Hz	POWER SUPPLY 26-28 VDC XLR3 90-264 VAC 50/60Hz	POWER SUPPLY 26-28 VDC XLR3 90-264 VAC 50/60Hz
XLR-5 x 1 IN / OUT DMX-RDM	XLR-5 x 2 IN / OUT DMX-RDM	XLR-5 x 1 IN / OUT DMX-RDM	XLR-5 x 2 IN / OUT DMX-RDM	XLR-5 x 2 IN / OUT DMX-RDM	XLR-5 x 2 IN / OUT DMX-RDM	XLR-5 x 2 IN / OUT DMX-RDM
BATTERY OPERATED V-LOCK / GOLD		BATTERY OPERATED 2x V-LOCK / GOLD		BATTERY OPERATED POWER STATION Through XLR3	BATTERY OPERATED POWER STATION Through XLR3	BATTERY OPERATED POWER STATION Through XLR3

COLOUR TEMPERATURE Adjustable from 2700 K to 6500 K in 100 K steps

LIGHT INTENSITY Dimmable 0 to 100% & flicker-free up to 1000 fps

CRI & TLCI 95 typical. (90 minimum)

BEAM ANGLE 100%

VELVET Light LED Rated life More than 50.000 hours

VELVET Light LED Technology OSRAM selected BIN LED Core unit + Optic diffuser + CPU software control

ACCESSORIES

Foldable Snapgrid, Snapbag diffuser, removable barndoors, center ball mount, yoke mount, Pole Operated Yokes, AC power supply, Vlock or Gold mounts, cordura soft bag, hard case, remote control.

THE RUGGED & QUICK SOFT PANELS **VELVET 2** LIGHT

QUALITY WHITE LIGHT

Professional and consistent color rendition: With a CRI & TLCI over 90 to get perfect skin tones and real colors.

Absolutely consistent lamp to lamp to mix as many VELVET units as you wish to get exactly the same light quality and color reproduction.

MADE TO LAST

Robust 100% aluminum body, made to endure the toughest working conditions on any situation.

Using the best quality OSRAM LED, exclusive electronics and custom designed aluminum heat-sink we keep the LED in the optimum temperature to last 50.000 hours using no fans.



Photometrics **VELVET Light** series

VELVET Light 1	VELVET Light 1 STUDIO	VELVET Light 2	VELVET Light 2 STUDIO	VELVET Light 4	VELVET Light 2x2	VELVET Light 2x2STUDIO
1 meter / 3 feet 2000 lux / 157 fc	1 meter / 3 feet 2000 lux / 157 fc	1 meter / 3 feet 4000 lux / 334 fc	1 meter / 3 feet 4000 lux / 334 fc	1 meter / 3 feet 8000 lux / 740 fc	1 meter / 3 feet 8000 lux / 740 fc	1 meter / 3 feet 8000 lux / 740 fc
3 meters / 10 feet 250 lux / 19 fc	3 meters / 10 feet 250 lux / 19 fc	3 meters / 10 feet 580 lux / 42 fc	3 meters / 10 feet 580 lux / 42 fc	3 meters / 10 feet 1000 lux / 93 fc	3 meters / 10 feet 1000 lux / 93 fc	3 meters / 10 feet 1000 lux / 93 fc
				6 meters / 20 feet 320 lux / 30 fc	6 meters / 20 feet 320 lux / 30 fc	6 meters / 20 feet 320 lux / 30 fc



Specifications subject to change without notice. VELVET Light technology is protected under Spanish License Laws



THE REAL POWER ON SOFT PANELS

VELVET 2x2 LIGHT

VELVET LIGHT 2x2 is the most cost effective, simple to install and versatile to operate soft & space light available



POWERFUL

Its big square surface produce more output than a tungsten spacelight 5Kw drawing just 290W without maintenance.

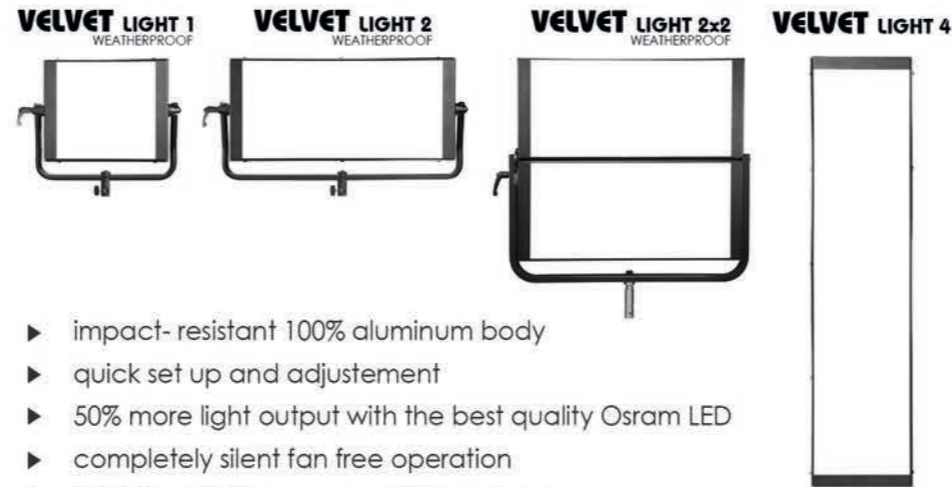
100% SILENT

VELVETLight state of the art passive cooling technology keep LED in the optimum temperature to last beyond 50.000 hours without noisy fans.

QUICK & EASY

The bi-color slim panel (7cms thick) doubles a 5Kw tungsten + light bank being much easier to install.

VELVET Light ADVANTAGES



- ▶ impact-resistant 100% aluminum body
- ▶ quick set up and adjustment
- ▶ 50% more light output with the best quality Osram LED
- ▶ completely silent fan free operation
- ▶ 2700K to 6500K in precise 100K digital steps
- ▶ digital display with shock resistant buttons
- ▶ perfect color rendition & consistency lamp to lamp
- ▶ bi-directional DMX RDM dual XLR-5 connectors (Studio version)
- ▶ affordable European quality with 2 years warranty
- ▶ 100% made & designed in Barcelona (Spain)

VELVET Light 1, 2 & 2x2 exclusive BENEFITS

- ▶ rainproof IP54
- ▶ Vlock or Gold battery mount


THE MOST EFFICIENT 4x1 PANEL

VELVET 4 LIGHT

NATURAL SOFT LIGHT

Incredibly soft and wraparound quality light to easily get beauty shots and natural portraits. VELVET Light 4 is so efficient to deliver 1000 Lux of soft light at 3 meters drawing only 290W.

The natural soft beam is very easy to use, produce no shadows on the actors faces and does no disturb their eyes. The light evenness and power make VELVET Light the right choice on lighting backgrounds, as space light and invaluable on location as all purpose fixture.



READY TO RIG

With a wide range of rigging options: Yoke with ergonomic just one hand tilt lock, ball head rapid mounts, 1/4-20" threads for rigging are located on top and bottom of every VELVET panel.



velvetlight.tv

Intellectual Property. VELVET Light technology is protected under spanish patents and international patents pending

2018 Copyright VELVETLight. All rights reserved

VELVET Light

Weatherproof soft LED panels



NATURAL VELVET BEAUTY LIGHT

Silent fan free operation
Robust 100% aluminum body



made to last

